

WINDOW SELECTION GUIDE

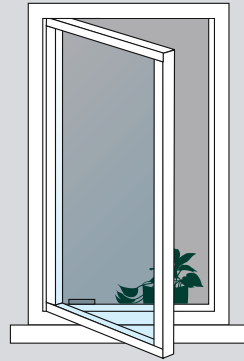
DECISION-MAKING MADE EASY



Valley Isle
WINDOWS & DOORS
Maui's Finest View

WINDOW TYPES

The first choice you'll make? Window types! Find out how various window types function, where they work best, and how they create distinct looks.

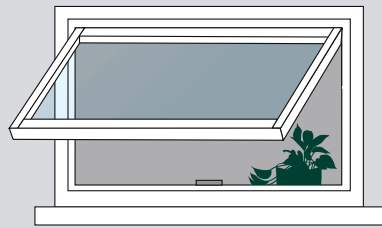


Casement window*

WHAT: The one that cranks open

WHERE: Popular above kitchen sinks because they are easy to open

FUN FACT: Can be as big as 8 feet tall for more light and fresh air




Awning window*

WHAT: The one that cranks open from the bottom

WHERE: Often placed higher on walls for privacy and air flow

FUN FACT: Can stay open in the rain so you hear the pitter-patter and feel the fresh air




Single- and Double-Hung windows

WHAT: The ones that slide up and down

WHERE: Often placed ... well, everywhere

FUN FACT: Some of the most common windows in America




Picture window

WHAT: The one that doesn't open

WHERE: Often combined with windows that do open

FUN FACT: Great way to frame views and fill your space with natural light



Gliding window

WHAT: The one that slides side to side

WHERE: Often found in kitchens, bedrooms, and living rooms

FUN FACT: Like a sliding glass door but smaller




Bow and Bay windows

WHAT: The cozy nooks with at least three windows

WHERE: Most often used in living rooms and bedrooms

FUN FACT: Angled out beyond the house wall for extra space inside



Specialty Windows

WHAT: The ones that don't open but come in fun shapes

WHERE: Often used as a design statement

FUN FACT: Shapes to fit even the most unique personalities



Pass-Through Window

WHAT: Sits just off your countertop and slides smoothly open

WHERE: Popular in kitchens that open to a patio or deck

FUN FACT: Impressive way to host a party and really open up your spaces

“Natural light is so important when it comes to designing a home. It changes throughout the day and animates a space by creating unexpected shadows and sunny spots that make a space more dynamic.”

– Jessica Davis

Founder and Designer at Atelier Davis


MODERN, TRADITIONAL, OR SOMETHING IN BETWEEN?



Casement, gliding, and picture are go-to window types for a modern or contemporary home, especially with narrow frames that allow for large expanses of glass.



Single- and double-hung windows are simply classic in a traditional home, especially when they feature grilles, and more-detailed and decorative frames.



Love a mix of modern and traditional style? We've got selection tips for blending the two no matter the types of windows chosen. Turn to page 16 for details.

*Drawings reflect approximate operation only. See andersenwindows.com to view specific product details.

WINDOW VOCAB

Knowing the parts of a window will help you describe what you like and communicate effectively with the professionals working on your project.

JAMB

The pieces forming the top and sides of a frame. (Gray jamb liner shown on either side of window unit.).

FRAME

The outer structure of the window. Holds the sash in place.

SASH

Stiles, rails, and glass that together form the venting capabilities of the window.

SILL

The horizontal piece jutting out at the bottom of a window frame.

GRILLES

Bars applied to the glass to create an ornamental pattern.

RAILS

Horizontal pieces of a sash.

STILES

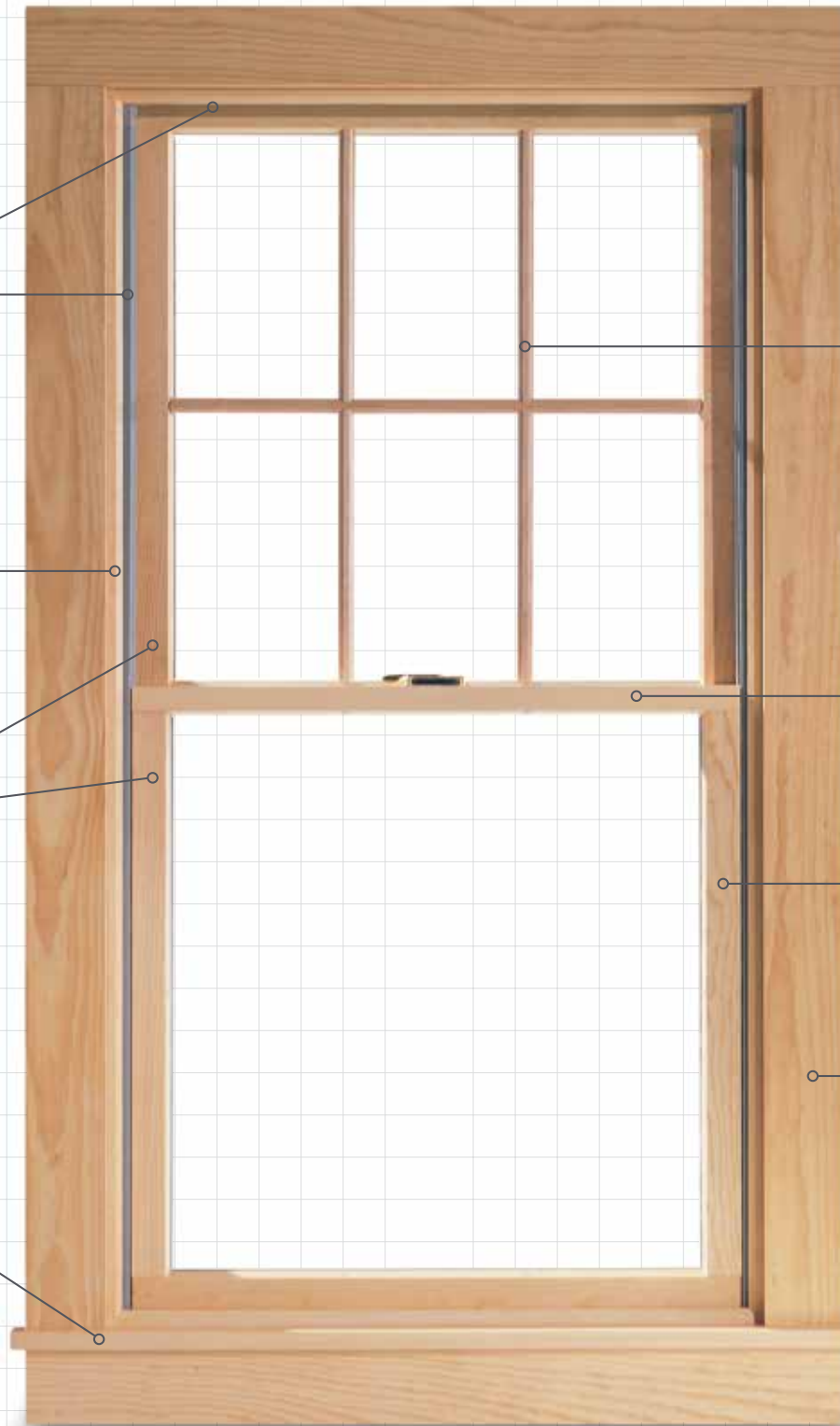
Vertical pieces of a sash.

TRIM

The millwork or molding surrounding a window. It's not a part of the window but does complete the look of a window.

PRODUCT SHOWN

400 Series double-hung window in pine interior, with colonial grilles (upper sash only).



CREATING A LOOK

COLOR

Windows are a long-lasting part of your home. To help you pick a color you'll love for as long as they last, we're sharing some tips, plus advice from our friends at Sherwin-Williams.

HOW IT WORKS:

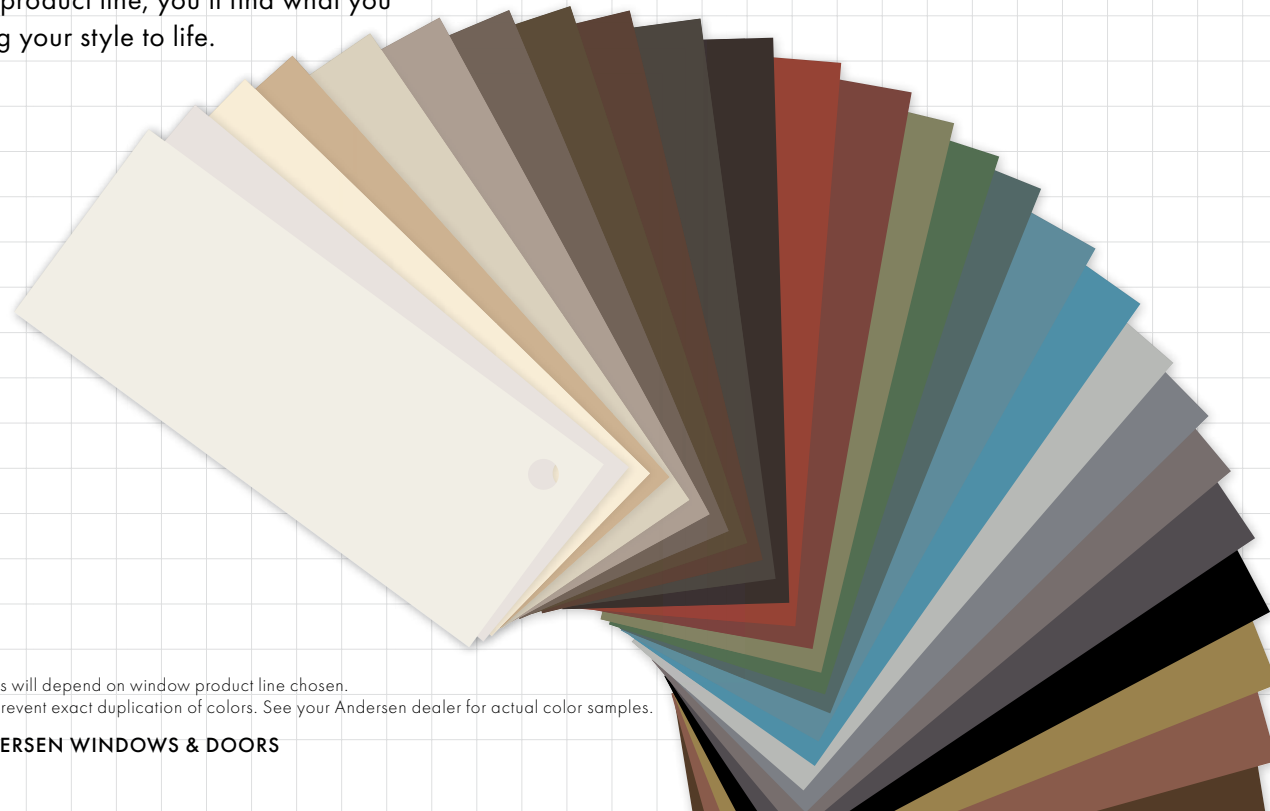
- Windows are often one color on the interior to match your woodwork and another color on the outside to match your exterior.
- Depending on the window you choose, you'll pick between a factory finish (painted or stained), custom color, or in some cases you can order your windows unfinished on the interior.
- Most of our windows can be ordered unfinished. This gives you the option of painting or staining them to perfectly match your home's interior woodwork.

Questions to get you thinking about color:

1. Do you want windows that stand out or blend in?
2. What colors suit your home's exterior color?
3. Are there certain colors associated with your home's architectural style?

Because you might not always dream in (standard) color

With 11 standard colors on most of our products and 50 colors plus custom capabilities through the E-Series product line, you'll find what you need to bring your style to life.



*Exact color options will depend on window product line chosen.
Printing limitations prevent exact duplication of colors. See your Andersen dealer for actual color samples.

ANDERSEN WINDOWS & DOORS

3 favorite window colors

We're sharing some pointers about where white, black, and dark bronze windows work particularly well. Of course, this is just a starting point. You get to decide what's best for your home.

WHITE WINDOWS



White windows have a clean look that's absolutely timeless. They look extra sharp on homes with white trim and gray or blue exteriors. They also work well with brick or cedar exteriors. On an interior, they can help create a bright and airy mood.

BLACK WINDOWS



Black windows have the unique ability to frame a view the way a mat frames a painting. They look great on modern homes as well as on traditional homes going for a modern-classic look. When you want to make a statement, they really pop against a light-colored exterior (think stucco, stone, or white painted siding).

DARK BRONZE WINDOWS



This rich dark brown shade looks particularly beautiful on exteriors. It provides a nice contrast against a white or cream-colored home. If you prefer your windows to blend in, its warmth complements wood siding beautifully. It's a great option when you want a darker color but not black.

CREATING A LOOK

COLOR



EXPERT OPINIONS:

Matching window & exterior color: 3 winning approaches

Sherwin-Williams color experts Sue Wadden and Kiki Redhead share these ideas for creating a beautiful and timeless exterior color palette.



Sue Wadden
Sherwin-Williams
Director of
Color Marketing



Kiki Redhead
Sherwin-Williams
Global CMF & Trend Manager
Performance Coatings Group



DARK MONOCHROME

Match windows to exterior for a bold statement.

WHEN TO DO IT: On a home with minimal trim, it can look "super contemporary and fresh," Wadden says.



HIGH CONTRAST

Contrast window and exterior for a look that catches the eye.

WHEN TO DO IT: On a home with architectural details that can be highlighted through the contrast.



EARTHY NEUTRALS

Select earth tones to create a minimalist aesthetic.

WHEN TO DO IT: On a home where the goal is to blend in with the landscape, Wadden recommends.



WILL COLOR LAST?

Yes! Our windows are low maintenance and won't need repainting.* The reason for this has to do with materials and construction. Ready for a technical detour?

CLAD WOOD VS. COMPOSITE WINDOWS



CLAD WOOD

Made of a wood core and covered with a protective material (for example, aluminum on the E-Series), our clad wood windows retain color without requiring repainting due to the durability of their cladding materials.

COMPOSITE

Made of a mix of wood fiber and thermoplastic polymer, Fibrex® material is what our 100 Series composite windows are made of. Color is mixed in during manufacturing. The result is long-lasting beauty that will never fade, flake, blister, or peel.*

*The E-Series, A-Series and 100 Series product lines even come with limited warranties on color finish.

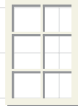





























THE COLOR PALETTE
USED ON THIS HOUSE

CREATING A LOOK

6 COLOR SCHEMES FROM SHERWIN-WILLIAMS

Want someone to do the color work for you? You're in luck! Sherwin-Williams colorists created these color palettes with our top window colors in mind. Each palette includes colors for your home's windows, exterior, trim, and accents.

Window Color	EXTERIOR	TRIM	ACCENT	Window Color	EXTERIOR	TRIM	ACCENT	
	 Andersen White*	 SW7602 Indigo Batik	 SW7674 Peppercorn	 SW7715 Pottery Urn	 Andersen Terratone®	 SW7043 Worldly Gray	 SW7505 Manor House	 SW9130 Evergreen Fog
	 Andersen Black	 SW7069 Iron Ore	 SW7541 Tricorn Black	 SW9093 Nearly Brown	 Andersen Sandtone	 SW7541 Grecian Ivory	 SW7047 Porpoise	 SW7701 Cavern Clay
	 Andersen Dark Bronze	 SW7551 Greek Villa	 SW2345 Nuthatch	 SW7650 Ellie Gray	 Andersen Canvas	 SW7524 Dhurrie Beige	 SW7550 Resort Tan	 SW6208 Pewter Green

 **SHERWIN-WILLIAMS.** Sherwin-Williams offers paint and stain colors to match Andersen® windows and doors so you can create a perfectly coordinated exterior look — talk about curb appeal!

OPPOSITE PAGE
400 Series casement, picture,
and transom windows in black.

*The shade of white may vary by product line.
Printing limitations prevent exact duplication of colors. See your Andersen dealer or Sherwin-Williams store for actual color samples.

CREATING A LOOK

GRILLES

Grilles are typically considered a more traditional feature, but there are also ways to create a contemporary look with them. When selecting grilles, you'll be deciding on pattern and application (how grilles are applied to your windows).



COLONIAL

Intended to replicate the old-world charm of individual glass panes, this symmetrical pattern works perfectly on a traditional home like a Cape Cod or a colonial.




PRAIRIE

This pattern complements the prairie architectural style, which is a school of American modernism — think the designs of Frank Lloyd Wright.



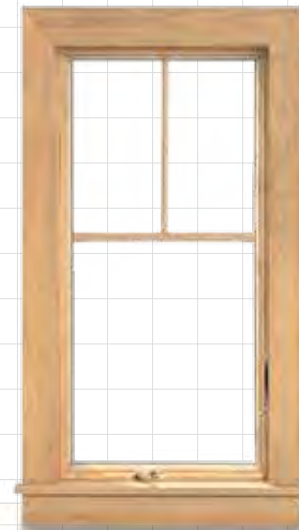
DIAMOND

This ornate pattern appears most frequently in Tudor, Gothic, or other highly decorative architectural styles.



SHORT FRACTIONAL

A pattern featuring grilles in the upper sash intended to replicate the look of a transom window.



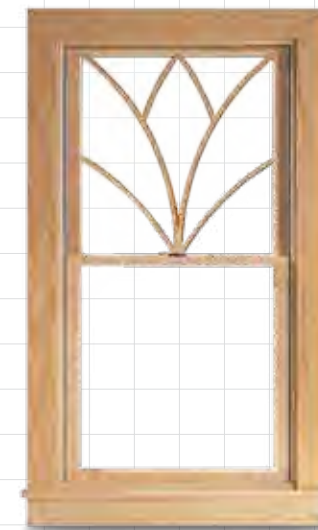
TALL FRACTIONAL

A pattern featuring grilles in the upper sash intended to replicate the look of a double-hung window, popular in craftsman bungalow homes.



SPECIFIED EQUAL LIGHT

This semi-customizable pattern allows you to choose the number of lights wide and high, so you can create a look that suits a variety of home styles.




CUSTOM

If you can dream it, chances are we can build it! Let your imagination run free.

TALK LIKE A PRO: GRILLES VS. TRUE DIVIDED LIGHT

Grilles are decorative patterns applied to window glass in various ways (interior, exterior, in between). They're meant to imitate true divided light, which historically was a type of window where glass was divided into individual panes with muntins (or wood dividers). Today, you can have the look of true divided light, along with greater energy efficiency, as grilles are applied to dual-pane glass with a spacer in between to replicate that traditional style.



GRILLE PATTERNS CHEAT SHEET

CONTEMPORARY

No grilles for a clean look and unobstructed views.



TRADITIONAL

Colonial grilles in a six-over-six pattern.



MODERN

Specified equal light grilles in a horizontal ladder pattern.



FARMHOUSE

Specified equal light grilles in a two-over-two pattern.

TALK LIKE A PRO: GRILLE PATTERNS

To describe the grille pattern you want, specify the number of "lights" (individual panes) in each sash. For example, six-over-six is how the traditional grille pattern shown below left would be described and 1 wide by 4 high is how you would describe the specified equal light grille pattern shown in the modern example below right.



CREATING A LOOK

HARDWARE

Like the knobs and pulls on your kitchen cabinets, window hardware is a small detail that can have a big design impact. We'll walk you through your hardware style and finish options, plus share some tips for matching hardware with window frame color.

3 tips for selecting hardware

1 HOW WILL WINDOW COVERINGS WORK?

You want to be able to lower your window treatments without hardware interfering. Folding hardware is a good solution here, especially with casement and awning windows.



2 WHAT OTHER HARDWARE FINISHES ARE ALREADY IN THE ROOM?

Do you want your hardware to match other hardware in the room, like your kitchen cabinet knobs and pulls? Or would you rather it blend in with the window?



3 WHAT FUNCTIONALITIES ARE NEEDED?

For example, A-Series double-hung windows come with tilting mechanisms built into the locking hardware. This makes for easy tilting and allows you to clean your windows from the inside, an especially nice feature on an upper level.

OPPOSITE PAGE
100 Series casement window in
black with full divided light grilles.



TRADITIONAL TO MODERN: HARDWARE STYLES AT A GLANCE

Find out which hardware styles go with which product lines, on Andersenwindows.com.

TRADITIONAL

TRADITIONAL HARDWARE FEATURES:
Ridges, curves, textured detailing.

MODERN

CONTEMPORARY HARDWARE FEATURES:
Sleek lines, right angles, minimal profile.



ESTATE™
(400 Series, shown in antique brass)

Curves and ridges

STANDARD LOCK & KEEPER
(400 Series, shown in white)



HAND LIFT
(400 Series, shown in brushed chrome)

Sleek lines and minimal profile

LOCK HANDLE
(400 Series, shown in satin nickel)



TRADITIONAL BAR LIFT
(400 Series, shown in black)



CONTEMPORARY FOLDING
(100 Series, shown in white)



TRADITIONAL FOLDING
(400 Series, shown in distressed bronze*)

Texture



STANDARD LOCK & KEEPER
(E-Series, shown in oil rubbed bronze*)



CONTEMPORARY BAR LIFT
(400 Series, shown in distressed nickel)

Minimal profile



STANDARD LOCK
(200 Series, shown in white)



Ridges

STANDARD LOCK & KEEPER
(A-Series, shown in satin nickel)

CONTEMPORARY FOLDING
(400 Series, shown in satin nickel)



Right angles



OPTIONAL METAL SLIM LINE LOCK
(100 Series, shown in oil rubbed bronze*)

*Distressed bronze and oil rubbed bronze are "living" finishes that will change with time and use. Printing limitations prevent exact duplication of colors. See your Andersen dealer for actual finish samples.

HARDWARE & WINDOW COLOR

3 combos for every home



1 WHITE & SILVER

For a modern-classic look, white windows shine with satin nickel hardware.



2 WOOD & BLACK

For a contemporary look, natural wood windows with black hardware looks sleek.



3 BLACK & BLACK

For a modern look that puts the focus on the view, black on black is perfect.



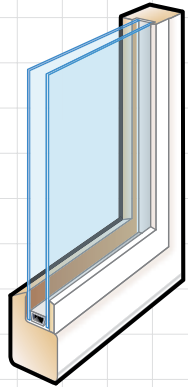
OPPOSITE PAGE
100 Series casement windows in black with specified equal light grilles.

GLASS

GLASS TYPES

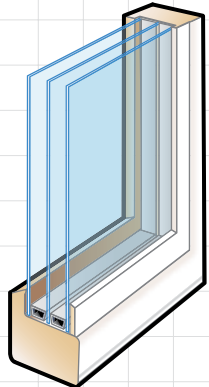
No matter the conditions in which you live, we have glass options that will optimize the performance of your windows based on climate, location, and other needs.

Dual-pane vs. triple-pane glass



DUAL-PANE GLASS

Dual-pane means there are two panes of uninterrupted glass with an air space in between. Combining this with the right type of climate-specific glass option meets the energy efficiency needs of most people. But when there's a need to take performance to the next level, triple-pane windows are the answer.



TRIPLE-PANE GLASS

Triple-pane means there's an extra pane of glass and an extra air space, making this our most energy-efficient glass option. In fact, some A-Series triple-pane windows are recognized as ENERGY STAR most efficient and certified to meet the rigorous level of energy efficiency required by the Passive House Institute U.S. Find triple-pane glass in our A- and E-Series product lines.



ENERGY STAR®

When you see this logo next to one of our windows, it's an indication of energy efficiency. Energy-efficient windows help lower your heating and cooling costs. Meeting the strict performance requirements of ENERGY STAR certification requires using glass that will reduce the transfer of heat in your climate. Read more about climate-specific glass in the next section.


Climate-specific glass



ALL CLIMATES

Low-emissivity (Low-E) glass is the best option for most people because it reflects heat in the summer and helps keep heat inside in winter. It's available on all Andersen® products.

SmartSun™ glass gives the benefits of Low-E, while also helping to reduce 95% of harmful UV rays to help protect your furnishings and decor. It's available on all Andersen® products.



SOUTHERN CLIMATES

Sun glass offers outstanding thermal performance with a subtle tint that blocks out even more heat from the sun. It's available on 100 Series, 200 Series, 400 Series, A-Series and E-Series windows.



NORTHERN CLIMATES

PassiveSun® glass allows the warmth from the sun to help heat your house. It's available on all Andersen products.

HeatLock® technology is a special coating that can help stop heat from escaping your home. It's available on most glass options.

TALK LIKE A PRO: GLASS 101

There are two things you want to ask about when discussing window glass:

1. What's it coated with? Low-E glass coatings are applied to our window glass to help with energy efficiency by blocking unwanted heat loss or unwanted heat gain — see "Climate-specific glass" above.
2. What's it filled with? The air space in our dual- and triple-pane windows is filled with an argon gas blend that's denser than air and helps improve insulation.

"ENERGY STAR" is a registered trademark of the U.S. Environmental Protection Agency.



THIS PAGE
400 Series casement windows
with black exteriors and interiors.

WHAT ELSE CAN GLASS DO FOR MY HOME?

Is your street noisy? How close are your neighbors? Do you live in a coastal area? We have glass upgrades that can meet all these needs.



REDUCE NOISE

For a quieter home, consider windows with a STC (Sound Transmission Class) upgrade, triple-pane glass, or laminated glass.



INCREASE PRIVACY

Increase privacy with options like patterned glass, blinds-between-the-glass* or art glass.**



HURRICANE PROTECTION

Coastal homes can benefit from impact-resistant glass and structural upgrades that meet strict building codes in hurricane-prone areas.†

*Blinds-between-the-glass is available on select E-Series windows.

**Art glass is available on A- and E-Series windows.

†See your local code official for code requirements in your area. Coastal window options are available in 100 Series, 400 Series, A-Series, and E-Series.

FIND YOUR WINDOW SERIES

100 SERIES \$\$	200 SERIES \$\$	400 SERIES \$\$\$	A-SERIES \$\$\$\$	E-SERIES \$\$\$\$
The Smart Alternative to Vinyl	Warmth of Wood at an Uncommon Value	Time Tested, Classic Wood Craftsmanship	Architectural Authenticity, Unparalleled Performance	Unlimited Possibilities to Create Your Original
Budget-friendly 100 Series windows are made of strong and virtually maintenance-free Fibrex® composite material.	Streamlined 200 Series windows focus on the most popular styles and sizes.	Ever-popular 400 Series windows are the windows contractors trust the most. ¹	Best performing and most energy efficient, A-Series windows are carefully crafted for traditional style.	Customizable E-Series windows are available in unlimited colors and finishes, and dramatic shapes and sizes.
Fibrex® composite material inside and out.	Wood interior/vinyl exterior. ²		Wood interior/composite exterior	Wood interior/aluminum exterior



THIS PAGE, LEFT TO RIGHT
 100 Series casement window in black, 200 Series tilt-wash double-hung window in white with window opening control device, 400 Series casement window in dark bronze, A-Series casement window in clear coat pine with modified colonial grilles with 2 1/4" rail to simulate a double-hung window, and E-Series double-hung window in mahogany.*

¹2022 Andersen brand survey of U.S. contractors.
²Some products in this series have alternate construction methods and materials used; see individual products for details.
 *Actual wood species is either Sapele or Sipo, both non-endangered species grown in Africa, with color and characteristics similar to Central American mahoganies.
 Naturally occurring variations in grain, color, and texture of wood make each window one of a kind. Andersen cannot guarantee consistency in wood grain and/or color within a particular species, product, or project.

MATERIALS MATTER

All of our materials are chosen for their durability, but each possesses unique characteristics. Understanding the difference between materials will help you pick the right windows for your home.

WOOD

Forming the base of our clad windows, it adds beauty to interiors, provides great insulation, and is extremely durable. Wood fiber reclaimed from our manufacturing process is also a key ingredient in our patented Fibrex composite material.

FIBREX® COMPOSITE MATERIAL

Used to make our 100 Series windows inside and out, it's twice as strong as vinyl and made by fusing reclaimed wood fiber and thermoplastic polymer. This innovative material performs well in extreme temperatures and is virtually maintenance free. It's also used as a supporting material in various other product lines.

ALUMINUM

As the protective material (cladding) used on the exterior of E-Series windows, it resists the elements, is virtually maintenance free, and can be customized to various shapes through our extruding process.

FIBERGLASS

Together with Fibrex composite material, this glass-reinforced resin is used on the exterior of our A-Series windows because it's tough, weather resistant, and maintenance free. It's part of what makes A-Series windows so high performing and a great choice in areas with extreme weather like hurricanes.

VINYL

Used as a protective material (cladding) on 200 and 400 Series windows, this rigid material resists weather and reduces maintenance. Cladding wood in vinyl is a winning innovation that has made the 400 Series our best-selling product line.

Sold and Installed By:



LOVE THE LIFE YOU SEE.®